

AN 2016 COMPARATIV CU AN 2015

NOTĂ: DATE OPERATIVE CE POT FI MODIFICATE ÎN LUCRĂRILE ULTERIOARE

Bolile infecțioase și parazitare

În următoarele pagini, prezentăm date privind incidența bolilor infecțioase și parazitare declarabile, depistate în anul 2016, comparativ cu anul 2015, pe județe (cifre absolute și indici la 100.000 locuitori).

1. Febra tifoidă

În perioada ianuarie - decembrie 2016, nu sa înregistrat nici un caz nou de îmbolnăvire, comparativ cu aceeași perioadă a anului 2015 (0 cazuri).

2. Tetanos

În anul 2016, s-a înregistrat o scadere a cazurilor noi de îmbolnăvire (6 cazuri), comparativ cu aceeași perioadă 2015 (7 cazuri).

Cazurile noi de tetanos au fost depistate în județele :. Nu s-a înregistrat cazuri de tetanos neonatal .

3. Rugeola

În perioada ianuarie - decembrie 2016, s-a înregistrat o creștere a cazurilor noi de îmbolnăvire (2435 cazuri), comparativ cu aceeași perioadă 2015 (7 cazuri).

Față de media pe țară (12,36‰), indici mai mari s-au înregistrat în județele: Caras (174,83‰), Arad (119,61‰); iar în 7 de județe nu s-au înregistrat cazuri.

4. Tusea convulsivă

În anul 2016 s-a înregistrat o scadere a cazurilor noi de îmbolnăvire (72 cazuri), comparativ cu aceeași perioadă 2015 (98 cazuri).

Față de media pe țară (0,37‰), s-au înregistrat incidente mai mari în județele: Mehedinti (1,59‰), Timis (1,58‰), Caras (1,42‰), Bihor (1,06‰); iar în 19 județe nu s-au înregistrat cazuri.

1 january - 31 december

NOTE: DATA THAT CAN BE MODIFIED IN LATER WORK

Infectious and parasitic diseases

In the following pages, are revealed data regarding the infectious and parasitic declarable, detected in 2016, comparatively with 2015 by districts (absolute figures and indicators per 100,000 inhabitants).

1. Typhoid fever

In the period January to December 2016, there have not cases of disease , compared with the same period of 2015 (0 cases).

2. Tetanus

In 2016, there was an decrease the same number of new cases of disease (6 cases), compared with the same period in 2015 (7 cases).

New cases of tetanus have been found in the following counties:. No recorded cases of neonatal tetanus.

3. Measles

In the period January to December 2016, there was an increase of new cases of disease (2435 cases) compared with the same period in 2015 (7 cases).

Compared to the national average (12.36‰), higher ratios were recorded in the following counties: Caras (174.83‰), Arad (119.61‰) ; and in 7 county were no cases.

4. Whooping cough

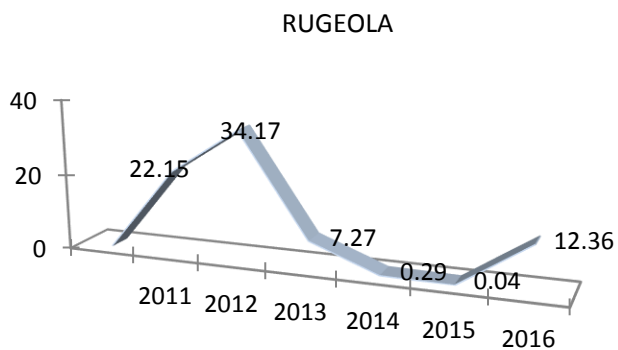
In 2016 there was an decrease of new cases of disease (72 cases) compared with the same period in 2015 (98 cases).

Compared to the national average (0.37‰), there were higher incidence in the counties: Mehedinti (1.59‰), Timis (1.58‰), Caras (1.42‰), Bihor (1.06‰); and in 19 counties were not registered cases.

GRAFICE PE ANUL 2016

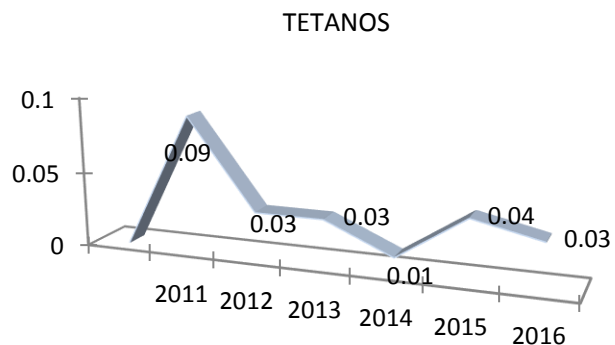
RUGEOLA

	2011	2012	2013	2014	2015	2016
RUGEOLA	22.15	34.17	7.27	0.29	0.04	12.36



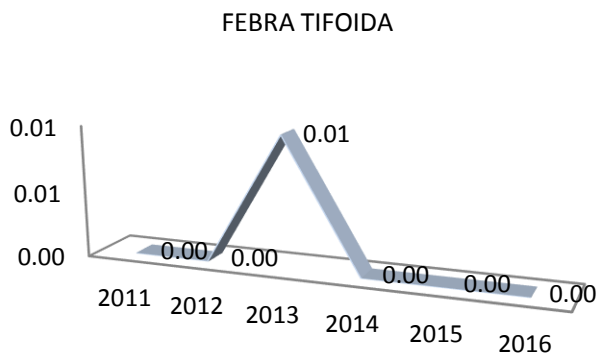
TETANOS

	2011	2012	2013	2014	2015	2016
TETANOS	0.09	0.03	0.03	0.01	0.04	0.03



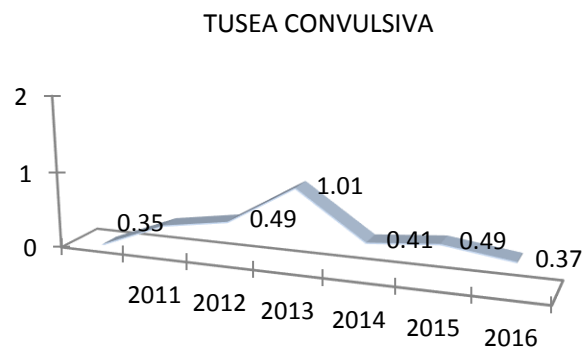
FEBRA TIFOIDA

	2011	2012	2013	2014	2015	2016
FEBRA T.	0.00	0.00	0.01	0.00	0.00	0.00



TUSEA CONVULSIVA

	2011	2012	2013	2014	2015	2016
TUSEA CO.	0.35	0.49	1.01	0.41	0.49	0.37



**BOLILE INFECȚIOASE ȘI PARAZITARE
INFECTIOUS AND PARASITIC DISEASES**

cazuri noi (new cases)

NR. CRT.	JUDETUL DISTRICTS	<i>Angina cu Streptococi Streptococcal Angina</i>		<i>Bolile Diareice Acute Acute diarrhoeal Diseases</i>		<i>Dizenteria Bacilara Bacillary Dysentery</i>	
		2015	2016	2015	2016	2015	2016
	TOTAL	11798	12196	83968	85835	168	132
1	ALBA	71	88	1599	1397	0	4
2	ARAD	0	0	1369	1311	5	0
3	ARGES	642	843	2687	1571	0	3
4	BACAU	122	60	2914	2501	5	7
5	BIHOR	93	263	2736	2414	3	10
6	BISTRITA-NAS	27	17	1529	1579	1	0
7	BOTOSANI	0	0	0	267	0	2
8	BRASOV	75	105	2103	1986	12	14
9	BRAILA	0	0	528	826	1	0
10	BUZAU	367	466	1607	1484	2	0
11	CARAS-SEV.	1	1	534	453	0	0
12	CALARASI	10	1	2379	2308	0	0
13	CLUJ	583	661	5722	6247	3	3
14	CONSTANTA	232	318	3715	3589	34	7
15	COVASNA	86	74	2024	2432	2	5
16	DAMBOVITA	21	31	1347	1256	2	1
17	DOLJ	544	757	3051	3533	3	3
18	GALATI	539	344	799	968	1	1
19	GIURGIU	0	0	97	85	0	0
20	GORJ	2	25	1343	1286	0	2
21	HARGHITA	1238	766	1440	1733	2	0
22	HUNEDOARA	57	69	3527	3656	0	0
23	IALOMITA	106	125	934	1030	0	1
24	IASI	138	181	10264	11251	14	20
25	MARAMURES	17	5	2422	2766	2	1
26	MEHEDINTI	74	30	2342	1792	3	5
27	MURES	71	78	812	702	14	1
28	NEAMT	478	498	2882	3106	16	17
29	OLT	2	2	827	839	0	5
30	PRAHOVA	3	0	755	628	4	3
31	SATU-MARE	3123	3155	1442	1903	0	0
32	SALAJ	13	12	809	844	1	0
33	SIBIU	1257	1280	2343	3046	2	1
34	SUCEAVA	415	676	2096	2312	3	0
35	TELEORMAN	125	64	240	191	0	1
36	TIMIS	105	25	2950	3345	0	2
37	TULCEA	42	60	251	342	1	0
38	VASLUI	17	23	2245	2017	20	5
39	VALCEA	0	2	279	48	1	0
40	VRANCEA	9	16	2013	2151	5	2
41	MUNIC.BUC.	1090	1075	3706	3261	6	6
42	ILFOV	3	0	1306	1379	0	0

**ANUL 2016, COMPARATIV CU ANUL 2015
IN 2016, COMPARATIVELY WITH 2015**

la 100.000 loc

<i>Angina cu Streptococi Streptococcal Angina</i>		<i>Bolile Diareice Acute Acute diarrhoeal Diseases</i>		<i>Dizenteria Bacilara Bacillary Dysentery</i>		JUDETUL DISTRICTS	NR. CRT.
2015	2016	2015	2016	2015	2016		
59.40	61.90	422.77	435.63	0.85	0.67	TOTAL	
21.15	26.49	476.35	420.46	0.00	1.20	ALBA	1
0.00	0.00	321.23	309.89	1.17	0.00	ARAD	2
107.00	142.11	447.81	264.83	0.00	0.51	ARGES	3
20.22	10.03	482.88	418.20	0.83	1.17	BACAU	4
16.27	46.33	478.58	425.24	0.52	1.76	BIHOR	5
9.54	6.03	540.32	559.81	0.35	0.00	BISTRITA-NAS	6
0.00	0.00	0.00	67.99	0.00	0.51	BOTOSANI	7
13.62	19.06	381.91	360.59	2.18	2.54	BRASOV	8
0.00	0.00	171.42	274.03	0.32	0.00	BRAILA	9
84.13	108.76	368.39	346.35	0.46	0.00	BUZAU	10
0.35	0.36	186.76	161.30	0.00	0.00	CARAS-SEV.	11
3.35	0.34	797.07	784.46	0.00	0.00	CALARASI	12
83.23	94.14	816.91	889.67	0.43	0.43	CLUJ	13
33.96	46.78	543.86	527.96	4.98	1.03	CONSTANTA	14
41.45	35.97	975.43	1182.28	0.96	2.43	COVASNA	15
4.12	6.16	264.50	249.56	0.39	0.20	DAMBOVITA	16
84.20	118.59	472.25	553.47	0.46	0.47	DOLJ	17
102.82	66.53	152.42	187.22	0.19	0.19	GALATI	18
0.00	0.00	35.08	30.98	0.00	0.00	GIURGIU	19
0.60	7.68	405.36	394.89	0.00	0.61	GORJ	20
400.57	249.77	465.93	565.07	0.65	0.00	HARGHITA	21
14.13	17.42	874.63	923.05	0.00	0.00	HUNEDOARA	22
39.71	47.48	349.88	391.21	0.00	0.38	IALOMITA	23
17.56	22.93	1306.00	1425.40	1.78	2.53	IASI	24
3.61	1.07	515.00	592.35	0.43	0.21	MARAMURES	25
28.90	11.95	914.62	713.52	1.17	1.99	MEHEDINTI	26
13.00	14.38	148.69	129.46	2.56	0.18	MURES	27
104.17	109.79	628.05	684.74	3.49	3.75	NEAMT	28
0.48	0.49	197.75	204.56	0.00	1.22	OLT	29
0.40	0.00	101.04	85.25	0.54	0.41	PRAHOVA	30
919.20	935.13	424.43	564.04	0.00	0.00	SATU-MARE	31
5.94	5.54	369.60	389.45	0.46	0.00	SALAJ	32
314.32	320.10	585.88	761.74	0.50	0.25	SIBIU	33
65.83	107.54	332.50	367.80	0.48	0.00	SUCEAVA	34
34.60	18.16	66.44	54.18	0.00	0.28	TELEORMAN	35
15.10	3.58	424.32	479.64	0.00	0.29	TIMIS	36
20.40	29.70	121.93	169.27	0.49	0.00	TULCEA	37
4.37	5.96	577.76	522.63	5.15	1.30	VASLUI	38
0.00	0.56	76.83	13.40	0.28	0.00	VALCEA	39
2.70	4.85	603.54	652.53	1.50	0.61	VRANCEA	40
58.74	58.57	199.73	177.67	0.32	0.33	MUNIC.BUC.	41
0.70	0.00	303.16	304.83	0.00	0.00	ILFOV	42

**BOLILE INFECȚIOASE ȘI PARAZITARE
INFECTIOUS AND PARASITIC DISEASES**

cazuri noi (new cases)

NR. CRT.	JUDETUL DISTRICTS	<i>Erizipel</i>		<i>Hepatita Virala</i>		<i>Leptospiroza</i>	
		<i>Erysipelas</i>		<i>Viral Hepatitis</i>		<i>Leptospirosis</i>	
		2015	2016	2015	2016	2015	2016
	TOTAL	856	923	5618	3539	39	64
1	ALBA	58	65	142	35	0	0
2	ARAD	24	27	44	7	0	0
3	ARGES	27	42	70	37	1	0
4	BACAU	7	3	402	240	0	1
5	BIHOR	12	23	23	14	12	21
6	BISTRITA-NAS	62	49	57	16	1	2
7	BOTOSANI	0	0	55	235	0	1
8	BRASOV	0	2	288	102	0	1
9	BRAILA	15	5	73	38	0	0
10	BUZAU	1	0	170	117	0	0
11	CARAS-SEV.	0	0	5	22	0	0
12	CALARASI	0	0	134	15	1	1
13	CLUJ	76	73	73	88	0	2
14	CONSTANTA	0	0	277	27	2	2
15	COVASNA	51	38	105	17	1	0
16	DAMBOVITA	0	0	21	268	1	0
17	DOLJ	0	0	18	31	0	0
18	GALATI	80	71	44	103	1	0
19	GIURGIU	0	0	0	2	0	0
20	GORJ	0	0	8	9	0	0
21	HARGHITA	40	35	159	59	0	1
22	HUNEDOARA	0	0	208	26	1	3
23	IALOMITA	1	0	104	8	0	0
24	IASI	151	214	550	395	3	2
25	MARAMURES	25	42	47	17	0	0
26	MEHEDINTI	0	0	3	136	0	1
27	MURES	43	40	176	38	0	3
28	NEAMT	6	0	278	61	3	3
29	OLT	8	8	10	99	2	4
30	PRAHOVA	10	17	275	197	0	1
31	SATU-MARE	37	55	37	161	1	2
32	SALAJ	13	37	15	18	3	1
33	SIBIU	45	21	86	124	0	0
34	SUCEAVA	0	0	412	59	0	2
35	TELEORMAN	1	4	15	71	0	2
36	TIMIS	8	0	16	15	0	2
37	TULCEA	5	8	32	7	2	3
38	VASLUI	18	23	374	278	1	0
39	VALCEA	0	0	156	191	1	0
40	VRANCEA	32	21	486	74	1	1
41	MUNIC.BUC.	0	0	146	65	1	1
42	ILFOV	0	0	24	17	0	1

**ANUL 2016, COMPARATIV CU ANUL 2015
IN 2016, COMPARATIVELY WITH 2015**

la 100.000 loc

<i>Erizipel</i>		<i>Hepatitis Virala</i>		<i>Leptospiroza</i>		JUDETUL DISTRICTS	NR. CRT.
<i>Erysipelas</i>		<i>Viral Hepatitis</i>		<i>Leptospirosis</i>			
2015	2016	2015	2016	2015	2016	TOTAL	
4.31	4.68	28.29	17.96	0.20	0.32		
17.28	19.56	42.30	10.53	0.00	0.00	ALBA	1
5.63	6.38	10.32	1.65	0.00	0.00	ARAD	2
4.50	7.08	11.67	6.24	0.17	0.00	ARGES	3
1.16	0.50	66.62	40.13	0.00	0.17	BACAU	4
2.10	4.05	4.02	2.47	2.10	3.70	BIHOR	5
21.91	17.37	20.14	5.67	0.35	0.71	BISTRITA-NAS BOTOSANI	6
0.00	0.00	13.79	59.84	0.00	0.25		7
0.00	0.36	52.30	18.52	0.00	0.18	BRASOV	8
4.87	1.66	23.70	12.61	0.00	0.00	BRAILA	9
0.23	0.00	38.97	27.31	0.00	0.00	BUZAU	10
0.00	0.00	1.75	7.83	0.00	0.00	CARAS-SEV.	11
0.00	0.00	44.90	5.10	0.34	0.34	CALARASI	12
10.85	10.40	10.42	12.53	0.00	0.28	CLUJ	13
0.00	0.00	40.55	3.97	0.29	0.29	CONSTANTA	14
24.58	18.47	50.60	8.26	0.48	0.00	COVASNA	15
0.00	0.00	4.12	53.25	0.20	0.00	DAMBOVITA	16
0.00	0.00	2.79	4.86	0.00	0.00	DOLJ	17
15.26	13.73	8.39	19.92	0.19	0.00	GALATI	18
0.00	0.00	0.00	0.73	0.00	0.00	GIURGIU	19
0.00	0.00	2.41	2.76	0.00	0.00	GORJ	20
12.94	11.41	51.45	19.24	0.00	0.33	HARGHITA	21
0.00	0.00	51.58	6.56	0.25	0.76	HUNEDOARA	22
0.37	0.00	38.96	3.04	0.00	0.00	IALOMITA	23
19.21	27.11	69.98	50.04	0.38	0.25	IASI	24
5.32	8.99	9.99	3.64	0.00	0.00	MARAMURES	25
0.00	0.00	1.17	54.15	0.00	0.40	MEHEDINTI	26
7.87	7.38	32.23	7.01	0.00	0.55	MURES	27
1.31	0.00	60.58	13.45	0.65	0.66	NEAMT	28
1.91	1.95	2.39	24.14	0.48	0.98	OLT	29
1.34	2.31	36.80	26.74	0.00	0.14	PRAHOVA	30
10.89	16.30	10.89	47.72	0.29	0.59	SATU-MARE	31
5.94	17.07	6.85	8.31	1.37	0.46	SALAJ	32
11.25	5.25	21.50	31.01	0.00	0.00	SIBIU	33
0.00	0.00	65.36	9.39	0.00	0.32	SUCEAVA	34
0.28	1.13	4.15	20.14	0.00	0.57	TELEORMAN	35
1.15	0.00	2.30	2.15	0.00	0.29	TIMIS	36
2.43	3.96	15.54	3.46	0.97	1.48	TULCEA	37
4.63	5.96	96.25	72.03	0.26	0.00	VASLUI	38
0.00	0.00	42.96	53.30	0.28	0.00	VALCEA	39
9.59	6.37	145.71	22.45	0.30	0.30	VRANCEA	40
0.00	0.00	7.87	3.54	0.05	0.05	MUNIC.BUC.	41
0.00	0.00	5.57	3.76	0.00	0.22	ILFOV	42

**BOLILE INFECȚIOASE ȘI PARAZITARE
INFECTIOUS AND PARASITIC DISEASES**

cazuri noi (new cases)

NR. CRT.	JUDETUL DISTRICTS	<i>Meningita Cerebrospinala Cerebrospinal Meningitis</i>		<i>Parotidita Epidemica Parotiditis</i>		<i>Rubeola Rubella</i>	
		2015	2016	2015	2016	2015	2016
		TOTAL	52	58	449	643	8
1	ALBA	0	0	2	3	0	0
2	ARAD	0	0	2	5	1	1
3	ARGES	0	0	4	7	0	0
4	BACAU	1	2	5	3	0	0
5	BIHOR	1	0	4	0	1	0
6	BISTRITA-NAS	1	0	7	13	0	0
7	BOTOSANI	0	0	2	14	0	0
8	BRASOV	7	1	0	0	0	0
9	BRAILA	1	1	0	9	0	0
10	BUZAU	0	0	7	7	1	0
11	CARAS-SEV.	0	3	12	0	0	1
12	CALARASI	2	2	0	8	0	0
13	CLUJ	1	1	19	10	0	0
14	CONSTANTA	4	4	0	6	0	0
15	COVASNA	0	1	0	0	0	0
16	DAMBOVITA	0	0	7	0	0	0
17	DOLJ	0	3	0	0	0	0
18	GALATI	0	3	1	1	0	0
19	GIURGIU	0	0	0	0	0	1
20	GORJ	0	1	0	3	0	0
21	HARGHITA	1	0	0	0	0	0
22	HUNEDOARA	0	0	66	123	0	0
23	IALOMITA	1	1	3	3	2	0
24	IASI	2	3	11	93	0	0
25	MARAMURES	1	0	1	0	0	0
26	MEHEDINTI	1	0	5	8	2	0
27	MURES	0	1	0	0	0	0
28	NEAMT	2	0	4	34	1	0
29	OLT	2	0	0	1	0	0
30	PRAHOVA	1	1	2	0	0	0
31	SATU-MARE	1	0	0	0	0	0
32	SALAJ	0	0	3	8	0	0
33	SIBIU	2	1	0	0	0	0
34	SUCEAVA	2	1	273	268	0	0
35	TELEORMAN	0	1	1	0	0	0
36	TIMIS	0	3	0	0	0	1
37	TULCEA	0	0	1	2	0	0
38	VASLUI	4	3	0	5	0	0
39	VALCEA	0	1	0	0	0	0
40	VRANCEA	2	11	5	9	0	0
41	MUNIC.BUC.	10	7	1	0	0	3
42	ILFOV	2	2	1	0	0	0

**ANUL 2016, COMPARATIV CU ANUL 2015
IN 2016, COMPARATIVELY WITH 2015**

la 100.000 loc

<i>Meningita Cerebrospinala Cerebrospinal Meningitis</i>		<i>Parotidita Epidemica Parotiditis</i>		<i>Rubeola Rubella</i>		JUDETUL DISTRICTS	NR. CRT.
2015	2016	2015	2016	2015	2016	TOTAL	
0.26	0.29	2.26	3.26	0.04	0.04		
0.00	0.00	0.60	0.90	0.00	0.00	ALBA	1
0.00	0.00	0.47	1.18	0.23	0.24	ARAD	2
0.00	0.00	0.67	1.18	0.00	0.00	ARGES	3
0.17	0.33	0.83	0.50	0.00	0.00	BACAU	4
0.17	0.00	0.70	0.00	0.17	0.00	BIHOR	5
0.35	0.00	2.47	4.61	0.00	0.00	BISTRITA-NAS	6
0.00	0.00	0.50	3.56	0.00	0.00	BOTOSANI	7
1.27	0.18	0.00	0.00	0.00	0.00	BRASOV	8
0.32	0.33	0.00	2.99	0.00	0.00	BRAILA	9
0.00	0.00	1.60	1.63	0.23	0.00	BUZAU	10
0.00	1.07	4.20	0.00	0.00	0.36	CARAS-SEV.	11
0.67	0.68	0.00	2.72	0.00	0.00	CALARASI	12
0.14	0.14	2.71	1.42	0.00	0.00	CLUJ	13
0.59	0.59	0.00	0.88	0.00	0.00	CONSTANTA	14
0.00	0.49	0.00	0.00	0.00	0.00	COVASNA	15
0.00	0.00	1.37	0.00	0.00	0.00	DAMBOVITA	16
0.00	0.47	0.00	0.00	0.00	0.00	DOLJ	17
0.00	0.58	0.19	0.19	0.00	0.00	GALATI	18
0.00	0.00	0.00	0.00	0.00	0.36	GIURGIU	19
0.00	0.31	0.00	0.92	0.00	0.00	GORJ	20
0.32	0.00	0.00	0.00	0.00	0.00	HARGHITA	21
0.00	0.00	16.37	31.05	0.00	0.00	HUNEDOARA	22
0.37	0.38	1.12	1.14	0.75	0.00	IALOMITA	23
0.25	0.38	1.40	11.78	0.00	0.00	IASI	24
0.21	0.00	0.21	0.00	0.00	0.00	MARAMURES	25
0.39	0.00	1.95	3.19	0.78	0.00	MEHEDINTI	26
0.00	0.18	0.00	0.00	0.00	0.00	MURES	27
0.44	0.00	0.87	7.50	0.22	0.00	NEAMT	28
0.48	0.00	0.00	0.24	0.00	0.00	OLT	29
0.13	0.14	0.27	0.00	0.00	0.00	PRAHOVA	30
0.29	0.00	0.00	0.00	0.00	0.00	SATU-MARE	31
0.00	0.00	1.37	3.69	0.00	0.00	SALAJ	32
0.50	0.25	0.00	0.00	0.00	0.00	SIBIU	33
0.32	0.16	43.31	42.63	0.00	0.00	SUCEAVA	34
0.00	0.28	0.28	0.00	0.00	0.00	TELEORMAN	35
0.00	0.43	0.00	0.00	0.00	0.14	TIMIS	36
0.00	0.00	0.49	0.99	0.00	0.00	TULCEA	37
1.03	0.78	0.00	1.30	0.00	0.00	VASLUI	38
0.00	0.28	0.00	0.00	0.00	0.00	VALCEA	39
0.60	3.34	1.50	2.73	0.00	0.00	VRANCEA	40
0.54	0.38	0.05	0.00	0.00	0.16	MUNIC.BUC.	41
0.46	0.44	0.23	0.00	0.00	0.00	ILFOV	42

**BOLILE INFECȚIOASE ȘI PARAZITARE
INFECTIOUS AND PARASITIC DISEASES**

cazuri noi (new cases)

NR. CRT.	JUDETUL DISTRICTS	<i>Rugeola</i>		<i>Scarlatina</i>		<i>Tetanos</i>	
		<i>Measles</i>		<i>Scarlat Fever</i>		<i>Tetanus</i>	
		2015	2016	2015	2016	2015	2016
	TOTAL	7	2435	2462	2211	7	6
1	ALBA	4	25	1	4	0	1
2	ARAD	0	506	26	17	0	0
3	ARGES	0	0	72	30	0	0
4	BACAU	0	4	88	30	0	0
5	BIHOR	0	24	53	52	0	1
6	BISTRITA-NAS	0	129	15	3	0	0
7	BOTOSANI	0	1	5	6	1	0
8	BRASOV	0	43	124	129	0	0
9	BRAILA	0	31	2	29	0	0
10	BUZAU	1	6	11	9	0	0
11	CARAS-SEV.	0	491	10	13	0	0
12	CALARASI	0	5	5	16	0	0
13	CLUJ	0	90	88	37	0	0
14	CONSTANTA	0	3	88	51	0	0
15	COVASNA	0	0	8	31	0	0
16	DAMBOVITA	0	2	136	113	1	0
17	DOLJ	0	158	10	14	1	1
18	GALATI	0	0	44	29	1	0
19	GIURGIU	0	1	5	13	0	0
20	GORJ	0	3	15	23	0	0
21	HARGHITA	0	8	81	25	0	0
22	HUNEDOARA	0	52	27	8	0	0
23	IALOMITA	1	1	46	69	2	0
24	IASI	0	6	168	239	0	1
25	MARAMURES	0	1	2	4	0	0
26	MEHEDINTI	1	21	9	4	0	0
27	MURES	0	286	53	55	0	0
28	NEAMT	0	3	61	64	1	0
29	OLT	0	38	4	3	0	0
30	PRAHOVA	0	1	36	50	0	0
31	SATU-MARE	0	0	31	2	0	1
32	SALAJ	0	22	6	11	0	0
33	SIBIU	0	4	80	118	0	0
34	SUCEAVA	0	51	150	120	0	0
35	TELEORMAN	0	0	12	9	0	0
36	TIMIS	0	385	104	100	0	1
37	TULCEA	0	0	25	12	0	0
38	VASLUI	0	2	64	41	0	0
39	VALCEA	0	2	50	41	0	0
40	VRANCEA	0	0	4	34	0	0
41	MUNIC.BUC.	0	23	466	453	0	0
42	ILFOV	0	7	177	100	0	0

**ANUL 2016, COMPARATIV CU ANUL 2015
IN 2016, COMPARATIVELY WITH 2015**

la 100.000 loc

<i>Rugeola</i>		<i>Scarlatina</i>		<i>Tetanos</i>		JUDETUL DISTRICTS	NR. CRT.
<i>Measles</i>		<i>Scarlat Fever</i>		<i>Tetanus</i>			
2015	2016	2015	2016	2015	2016		
0.04	12.36	12.40	11.22	0.04	0.03	TOTAL	
1.19	7.52	0.30	1.20	0.00	0.30	ALBA	1
0.00	119.61	6.10	4.02	0.00	0.00	ARAD	2
0.00	0.00	12.00	5.06	0.00	0.00	ARGES	3
0.00	0.67	14.58	5.02	0.00	0.00	BACAU	4
0.00	4.23	9.27	9.16	0.00	0.18	BIHOR	5
0.00	45.73	5.30	1.06	0.00	0.00	BISTRITA-NAS	6
0.00	0.25	1.25	1.53	0.25	0.00	BOTOSANI	7
0.00	7.81	22.52	23.42	0.00	0.00	BRASOV	8
0.00	10.28	0.65	9.62	0.00	0.00	BRAILA	9
0.23	1.40	2.52	2.10	0.00	0.00	BUZAU	10
0.00	174.83	3.50	4.63	0.00	0.00	CARAS-SEV.	11
0.00	1.70	1.68	5.44	0.00	0.00	CALARASI	12
0.00	12.82	12.56	5.27	0.00	0.00	CLUJ	13
0.00	0.44	12.88	7.50	0.00	0.00	CONSTANTA	14
0.00	0.00	3.86	15.07	0.00	0.00	COVASNA	15
0.00	0.40	26.71	22.45	0.20	0.00	DAMBOVITA	16
0.00	24.75	1.55	2.19	0.15	0.16	DOLJ	17
0.00	0.00	8.39	5.61	0.19	0.00	GALATI	18
0.00	0.36	1.81	4.74	0.00	0.00	GIURGIU	19
0.00	0.92	4.53	7.06	0.00	0.00	GORJ	20
0.00	2.61	26.21	8.15	0.00	0.00	HARGHITA	21
0.00	13.13	6.70	2.02	0.00	0.00	HUNEDOARA	22
0.37	0.38	17.23	26.21	0.75	0.00	IALOMITA	23
0.00	0.76	21.38	30.28	0.00	0.13	IASI	24
0.00	0.21	0.43	0.86	0.00	0.00	MARAMURES	25
0.39	8.36	3.51	1.59	0.00	0.00	MEHEDINTI	26
0.00	52.74	9.71	10.14	0.00	0.00	MURES	27
0.00	0.66	13.29	14.11	0.22	0.00	NEAMT	28
0.00	9.26	0.96	0.73	0.00	0.00	OLT	29
0.00	0.14	4.82	6.79	0.00	0.00	PRAHOVA	30
0.00	0.00	9.12	0.59	0.00	0.30	SATU-MARE	31
0.00	10.15	2.74	5.08	0.00	0.00	SALAJ	32
0.00	1.00	20.00	29.51	0.00	0.00	SIBIU	33
0.00	8.11	23.80	19.09	0.00	0.00	SUCEAVA	34
0.00	0.00	3.32	2.55	0.00	0.00	TELEORMAN	35
0.00	55.21	14.96	14.34	0.00	0.14	TIMIS	36
0.00	0.00	12.14	5.94	0.00	0.00	TULCEA	37
0.00	0.52	16.47	10.62	0.00	0.00	VASLUI	38
0.00	0.56	13.77	11.44	0.00	0.00	VALCEA	39
0.00	0.00	1.20	10.31	0.00	0.00	VRANCEA	40
0.00	1.25	25.11	24.68	0.00	0.00	MUNIC.BUC.	41
0.00	1.55	41.09	22.10	0.00	0.00	ILFOV	42

**BOLILE INFECȚIOASE ȘI PARAZITARE
INFECTIOUS AND PARASITIC DISEASES**

cazuri noi (new cases)

NR. CRT.	JUDETUL DISTRICTS	<i>Toxiinfecții Alimentare Food Poisoning</i>		<i>Tusea Convulsiva Whooping Cough</i>		<i>Varicela Varicella</i>	
		2015	2016	2015	2016	2015	2016
	TOTAL	598	549	98	72	40542	40935
1	ALBA	0	0	3	1	763	1084
2	ARAD	0	0	2	0	618	611
3	ARGES	8	74	0	1	775	908
4	BACAU	0	10	0	0	1297	928
5	BIHOR	0	6	0	6	1450	1238
6	BISTRITA-NAS	0	1	0	2	561	583
7	BOTOSANI	0	1	0	0	91	180
8	BRASOV	12	18	0	3	1140	1233
9	BRAILA	6	11	3	1	602	741
10	BUZAU	3	0	1	1	386	748
11	CARAS-SEV.	0	0	2	4	432	178
12	CALARASI	21	10	2	1	614	376
13	CLUJ	34	0	2	4	3170	2550
14	CONSTANTA	185	191	1	0	1838	1201
15	COVASNA	1	0	0	1	979	617
16	DAMBOVITA	17	2	15	3	810	868
17	DOLJ	30	33	0	0	1726	1751
18	GALATI	3	38	2	0	1207	1686
19	GIURGIU	0	0	5	0	3	8
20	GORJ	1	0	0	0	563	986
21	HARGHITA	16	14	0	0	852	954
22	HUNEDOARA	1	2	0	3	897	1096
23	IALOMITA	21	5	2	3	364	513
24	IASI	14	9	0	1	1592	1663
25	MARAMURES	18	18	0	0	1534	1663
26	MEHEDINTI	44	0	0	4	363	433
27	MURES	20	6	0	2	1389	1683
28	NEAMT	40	0	0	1	932	1766
29	OLT	0	0	0	0	816	468
30	PRAHOVA	32	0	9	0	1855	2106
31	SATU-MARE	1	2	2	0	381	57
32	SALAJ	17	29	0	0	1130	918
33	SIBIU	36	3	20	4	1517	1186
34	SUCEAVA	0	21	6	2	1155	1560
35	TELEORMAN	0	0	0	0	68	88
36	TIMIS	8	0	11	11	664	819
37	TULCEA	0	5	0	0	459	200
38	VASLUI	3	28	0	0	694	924
39	VALCEA	1	0	1	0	516	875
40	VRANCEA	4	5	0	0	232	255
41	MUNIC.BUC.	0	6	7	11	4006	2940
42	ILFOV	1	1	2	2	101	293

**ANUL 2016, COMPARATIV CU ANUL 2015
IN 2016, COMPARATIVELY WITH 2015**

la 100.000 loc

<i>Toxiinfecții Alimentare Food Poisoning</i>		<i>Tusea Convulsiva Whooping Cough</i>		<i>Varicela Varicella</i>		JUDETUL DISTRICTS	NR. CRT.
2015	2016	2015	2016	2015	2016		
3.01	2.79	0.49	0.37	204.12	207.76	TOTAL	
0.00	0.00	0.89	0.30	227.30	326.26	ALBA	1
0.00	0.00	0.47	0.00	145.01	144.43	ARAD	2
1.33	12.47	0.00	0.17	129.16	153.07	ARGES	3
0.00	1.67	0.00	0.00	214.93	155.17	BACAU	4
0.00	1.06	0.00	1.06	253.63	218.08	BIHOR	5
0.00	0.35	0.00	0.71	198.25	206.69	BISTRITA-NAS	6
0.00	0.25	0.00	0.00	22.81	45.84	BOTOSANI	7
2.18	3.27	0.00	0.54	207.03	223.87	BRASOV	8
1.95	3.65	0.97	0.33	195.44	245.83	BRAILA	9
0.69	0.00	0.23	0.23	88.49	174.58	BUZAU	10
0.00	0.00	0.70	1.42	151.08	63.38	CARAS-SEV.	11
7.04	3.40	0.67	0.34	205.72	127.80	CALARASI	12
4.85	0.00	0.29	0.57	452.57	363.16	CLUJ	13
27.08	28.10	0.15	0.00	269.08	176.67	CONSTANTA	14
0.48	0.00	0.00	0.49	471.81	299.95	COVASNA	15
3.34	0.40	2.95	0.60	159.06	172.47	DAMBOVITA	16
4.64	5.17	0.00	0.00	267.16	274.30	DOLJ	17
0.57	7.35	0.38	0.00	230.25	326.09	GALATI	18
0.00	0.00	1.81	0.00	1.08	2.92	GIURGIU	19
0.30	0.00	0.00	0.00	169.93	302.77	GORJ	20
5.18	4.56	0.00	0.00	275.67	311.07	HARGHITA	21
0.25	0.50	0.00	0.76	222.44	276.71	HUNEDOARA	22
7.87	1.90	0.75	1.14	136.35	194.85	IALOMITA	23
1.78	1.14	0.00	0.13	202.57	210.69	IASI	24
3.83	3.85	0.00	0.00	326.18	356.14	MARAMURES	25
17.18	0.00	0.00	1.59	141.76	172.41	MEHEDINTI	26
3.66	1.11	0.00	0.37	254.35	310.37	MURES	27
8.72	0.00	0.00	0.22	203.10	389.33	NEAMT	28
0.00	0.00	0.00	0.00	195.12	114.10	OLT	29
4.28	0.00	1.20	0.00	248.24	285.90	PRAHOVA	30
0.29	0.59	0.59	0.00	112.14	16.89	SATU-MARE	31
7.77	13.38	0.00	0.00	516.25	423.60	SALAJ	32
9.00	0.75	5.00	1.00	379.34	296.59	SIBIU	33
0.00	3.34	0.95	0.32	183.22	248.17	SUCEAVA	34
0.00	0.00	0.00	0.00	18.82	24.96	TELEORMAN	35
1.15	0.00	1.58	1.58	95.51	117.44	TIMIS	36
0.00	2.47	0.00	0.00	222.97	98.99	TULCEA	37
0.77	7.26	0.00	0.00	178.60	239.42	VASLUI	38
0.28	0.00	0.28	0.00	142.10	244.19	VALCEA	39
1.20	1.52	0.00	0.00	69.56	77.36	VRANCEA	40
0.00	0.33	0.38	0.60	215.90	160.18	MUNIC.BUC.	41
0.23	0.22	0.46	0.44	23.44	64.77	ILFOV	42

INSP-CNSISP

Institutul Național de Sănătate Publică
Centrul Național de Statistică și Informatică
în Sănătate Publică
Str. Dr. Leonte Anastasievici, Nr. 1-3, sector 5, București
“BULETIN INFORMATIV” elaborat de *Achim Marius*
I.S.S.N. 1223-0375